



**2020**

**2020 08**

~~XXXXXXXXXX~~)

(

<b>2020</b>	.....	<b>2</b>
	.....	<b>6</b>
	.....	<b>9</b>
	.....	<b>16</b>
	.....	<b>23</b>
	.....	<b>33</b>
	.....	<b>38</b>
	.....	<b>39</b>
	.....	<b>41</b>
	.....	<b>41 18<sup>2</sup></b>



---

		10

			300511
		Shanghai Xuerong Biotechnology Co.,Ltd.	

	999	999
	021-37198681	021-37198681
	021-37198897	021-37198897
	xrtz@xuerong.com	xrtz@xuerong.com

1

2019

2

2019

3

2019

	995,800,104.43	883,184,136.06	12.75%
	155,466,147.74	115,582,412.83	34.51%
	156,044,941.30	101,132,898.10	54.30%
	270,882,499.62	287,108,076.28	-5.65%
/	0.36	0.27	33.33%
/	0.36	0.27	33.33%
	8.48%	7.14%	1.34%
	3,956,112,141.69	3,841,850,151.29	2.97%
	1,849,590,412.70	1,740,475,998.42	6.27%

1

2

	-355,409.53	
	7,554,002.46	
	-7,640,331.46	
	21,887.82	
	115,167.21	
	-578,793.56	--

1

1

1

4

1

2

1972

10

80

3

4

5

10

1

1 KA

2

6%

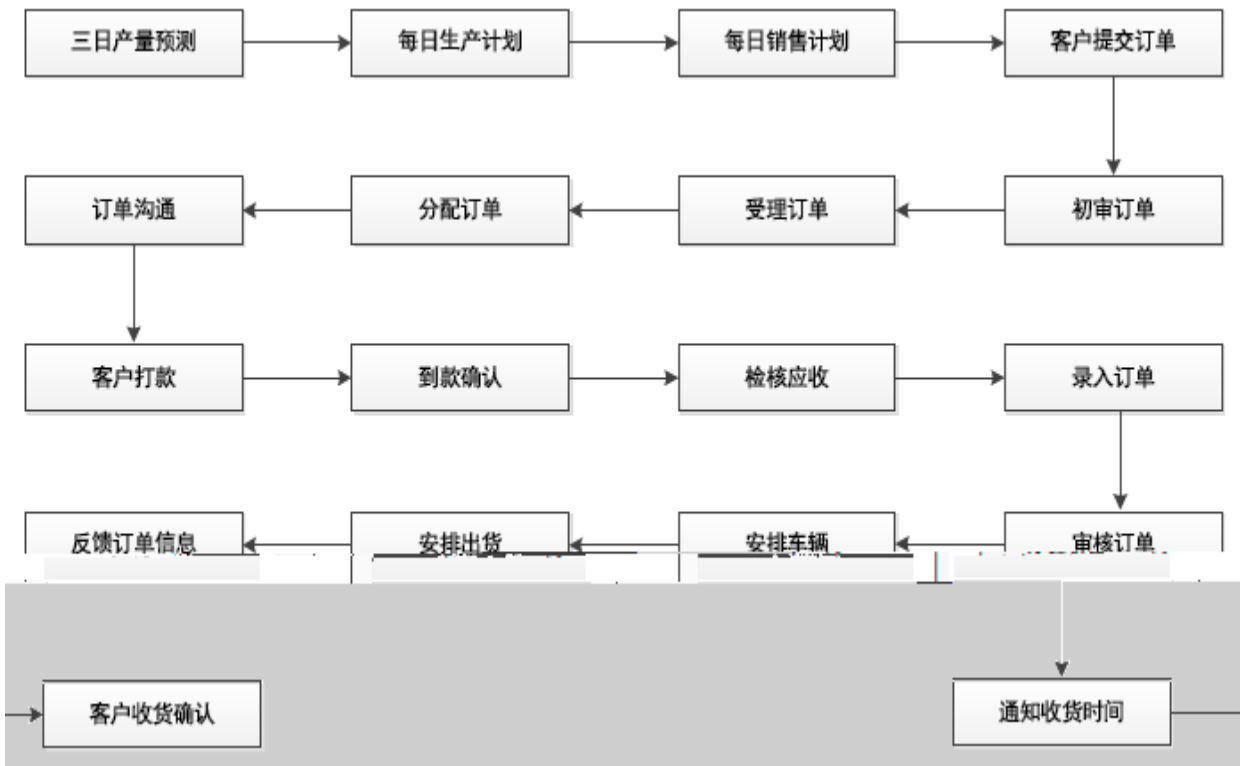
2

3

20%

1

1



2

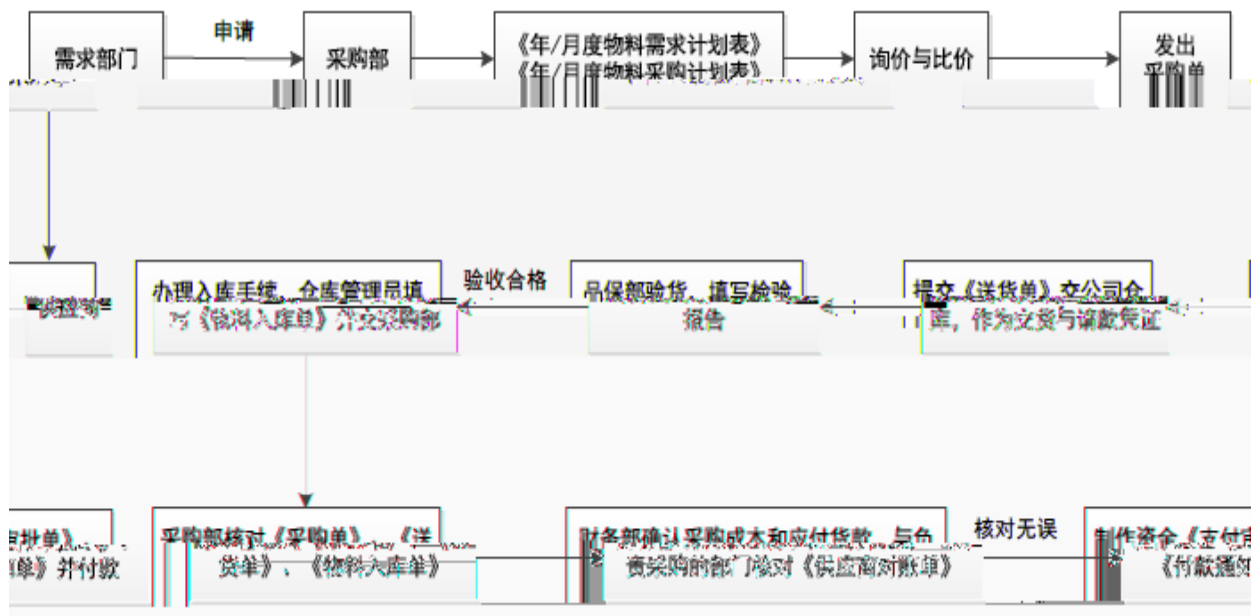
A

B

3

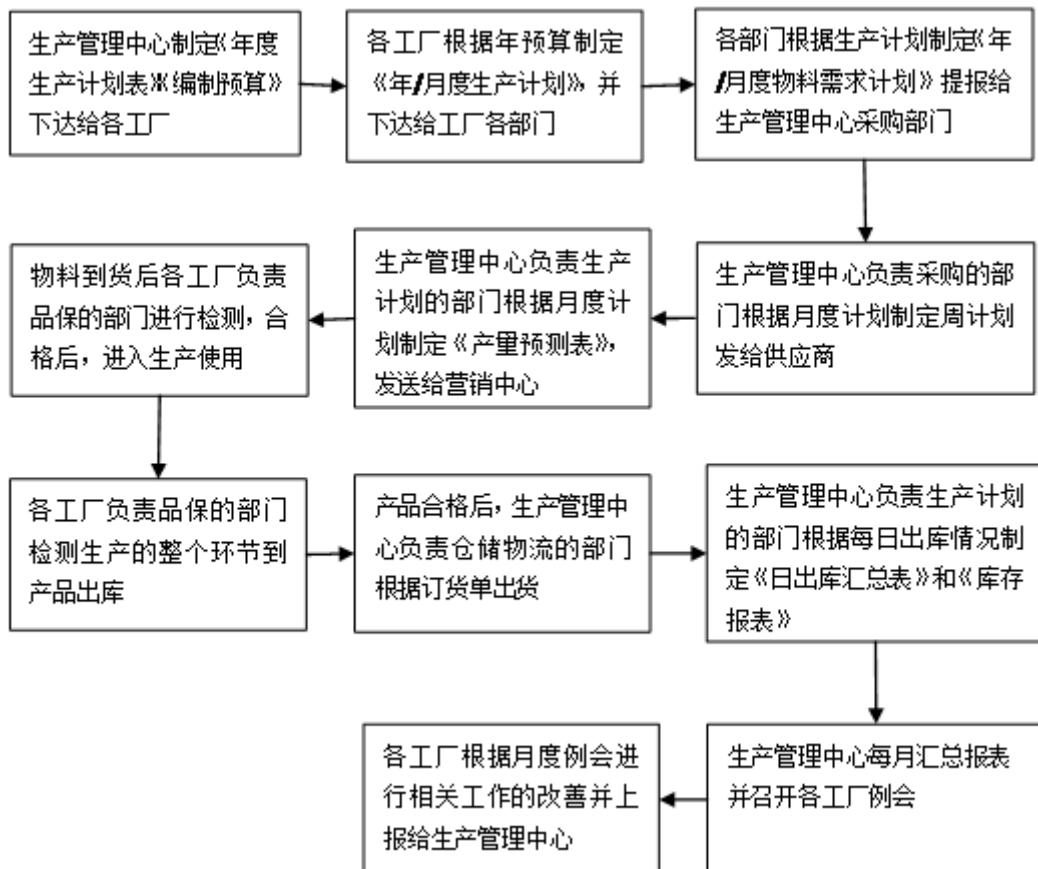
2

1



2

3



1,200

960

)

1

	2020

2

		27,629.36				-326.78	14.94%	

4

1

78

22

48

8

12

1

10

9

2

2

)  
1,200                      960                      240

3

4

2002

2012 8

2014

2020  
 155,466,147.74      34.51%      995,800,104.43      12.75%      156,044,941.30  
 54.30%

KA

" "

2020

2020 6 24

58,500

101.6

2020 7 24

4

1

5

1	3	2011 004	
2	8	2011 005	

3		2011 007	
4		2011 002	
5	H7	2012 002	

2

12

3

	995,800,104.43	883,184,136.06	12.75%	
	760,542,420.43	691,974,802.58	9.91%	
	10,487,328.51	9,487,397.79	10.54%	
	52,743,543.01	41,593,153.06	26.81%	
	26,915,764.78	34,917,019.74	-22.92%	
	-3,864,640.46	-317,159.36	-1,118.52%	2020
	6,133,180.39	5,615,870.06	9.21%	
	270,882,499.62	287,108,076.28	-5.65%	
	-224,880,763.88	-27,955,573.18	-704.42%	
	1,175,488.61	-388,245,129.48	100.30%	
	46,945,932.96	-128,831,897.05	136.44%	

10%

	781,103,147.62	525,843,785.27	32.68%	9.13%	-0.27%	6.34%
	145,645,034.71	180,364,815.18	-23.84%	32.04%	62.80%	-23.40%
	51,288,694.61	46,548,176.60	9.24%	23.24%	14.14%	7.24%

	503,713.06	0.37%	
	633,038.70	0.47%	
	8,467,622.91	6.29%	
	2,356,200.85	1.75%	

1

	324,853,543.73	8.21%	243,344,715.05	6.64%	1.57%
	18,670,411.75	0.47%	19,026,169.50	0.52%	-0.05%
	354,292,011.22	8.96%	296,223,627.85	8.08%	0.88%
	2,399,215,069.30	60.65%	2,337,512,063.68	63.79%	-3.14%

	377,284,943.41	9.54%	274,722,069.68	7.50%	2.04%	
	648,354,917.33	16.39%	479,569,445.17	13.09%	3.30%	
	680,622,689.75	17.20%	738,915,988.00	20.16%	-2.96%	

2

3

2020 6 30		10,201,667.62		10,200,000.00	2020
6 30		176,223,801.79		525,373,262.10	
179,820,891.10		178,722,905.78		62,334,800.00	
	129,608,785.20		338,322,689.75	47,127,099.89	
2020 6 30			45,000,000.00	(2019 12 31	45,000,000.00
)		31%			

1

2

3

4

5

6

1

2

3

1

2

10%

			50000000	407,050,094. 17	165,408,354. 35	121,304,048. 79	24,995,117 .54	22,450,932.75
			570000000	710,609,560. 63	539,391,446. 19	171,864,798. 81	51,023,962 .45	50,450,307.98
			70000000	490,738,851. 82	231,887,661. 78	188,249,967. 21	39,510,644 .88	38,086,127.02

			100000000	934,494,025. 80	202,247,580. 80	226,701,464. 38	46,959,359 .91	44,725,758.62
			150000000	460,151,490. 42	-112,237,961 .73	78,783,038.6 8	-32,585,58 1.98	-32,619,857.09


1

2

3

4

5

2020 06 28				1 2	1 2 3 4 5 6 7 2020 2020

## 1

2020		45.91%	2020 02 20	2020 02 21	www.cninfo.com.cn
2020		45.90%	2020 03 09	2020 03 10	www.cninfo.com.cn
2020		50.69%	2020 04 20	2020 04 20	www.cninfo.com.cn
2019		47.89%	2020 05 15	2020 05 15	www.cninfo.com.cn

## 2



3 2020 5 15

2

3

1

2014 10 31

371716066-4-9 17-18

2017 4 1

2012 371716161-11-16 2012  
 29 30 32 33 34 35 37 38 39 40 41 42 43 44  
 82,869 2014 11 1 2019 10 31  
 2014 11 1 2029 10 31

5

2

50%

2

2015 2 10

C00003182

A 4# 5# 6# 7# 8# 9# 2  
 66,864 858

2015 1 18 2020 1 17 2017 4 17  
 2015 1 18 2030 1

17

5

2

50%

3

2014 11 2014 12

532

532

10 844.156

20

10%

2015 3

532

[2010]3

2014 11 1

2015 3

4

15 760.25 15 2045 3 31

5 50%

5

2019 2

999 969 2019 3 1 2021 2 2020 3  
2020 3 1 2024 2 29  
10%

10%

2

1


	2019 12 23	1,680	2020 02 27	1,680		2020/2/27-2 022/12/25		
	2017 05 16	20,000	2017 06 05	8,592		2017/6/13-2 026/6/25		
	2017 01 23	30,000	2017 04 08	12,707.6		2017/4/8-20 24/12/31		
	2017 12 29	13,500	2018 01 10	11,365		2018/1/15-2 027/1/15		
	2019 09 17	5,000	2020 03 30	200.49		2020/3/30-2 025/12/31		
	2020 02 20	5,000	2020 02 20	2,515		2020/2/21-2 023/2/20		
	2019 01 24	15,360.28	2019 05 08	13,755.47		2019/5/8-20 31/5/8		

D+E+F	56,140.04

2

3

--	--	--	--	--	--	--	--	--	--

4

1

			2		100 / 200 / 20 / /	DB37/23 76-2013	:2.5t/a; 2.6t/a; 0.87t/a	:2.7t/a; 16.58t/a; 0.88t/a	

2

1

+ +

1

2

2017

2017

3

**2**

2020

2019

**3**

		/
--	--	---

7.		
8.		
9.		

4

,  
+ +

1 2020 5 15 2019 2019 2020 6 4  
2019 2020-063 2019 2020 6 11

2 [2020]634 2020 6 24 585 100  
58,500 [2020]637 58,500 2020 7 24

2020-087

3 2020 7 7 1,400 117.6486

132.9362 10%

4 2020 7 14 ( 1,000

400 40% 600 60%

5 2020 8 24 2020 2020-111

2020

4

1

2

3

**1**

	148,419,7								
	74								

2020

3 2020 5 15

4 2020 6 1 2020-062

170 1,259 2020 6 3

1 2020 4 3

2020 2020

2 2020 4 20 2020 2020

2020

3 2020 5 15

4 2020 6 1 2020-062

170 1,259 2020 6 3

2020 6 1 2020-062

170 1,259 2020 6 3

2019 2020

2

	99,814,125	0	0	99,814,125		2021-1-1

	28,757,017	0	1,572	28,758,589		2021-1-1
	17,245,207	0	0	17,245,207		2021-1-1
	2,592,738	0	0	2,592,738		2021-1-1
	0		200,000	200,000		
	10,687	0	50,000	60,687		
	0	0	12,340,000	12,340,000		
	148,419,774	0	12,591,572	161,011,346	--	--

	2020 06 24	100 /	5,850,000	2020 07 24	5,850,000	2026 06 23	www.cninfo. com.cn	2020 07 23

1	[2020]634	2020 6 24	585	100
	58,500			
2	[2020]637	58,500	2020 7 24	

			34,949				0
			8				
		5%		10			
		30.12%	133,085	0	99,814,	33,271,	21,960,000

			,500		125	375		
		6.51%	28,758,589	-958410	28,758,589	0		10,000,000
1		5.83%	25,750,000	-122500	0	25,750,000		
		5.20%	22,993,610	0	17,245,207	5,748,403		
1		1.10%	4,845,200	484520	0	4,845,200		
		0.59%	2,592,791	-844145	2,592,738	53		
		0.51%	2,234,000	223400	0	2,234,000		
		0.41%	1,800,000	180000	0	1,800,000		
		0.37%	1,652,857	165285	0	1,652,857		
		0.36%	1,610,000	161000	0	1,610,000		
			3,750,000		1			
			22,000,000		25,750,000			
			1,800,000		4,845,200	4,845,200 ;		
						1,800,000		
10								
						33,271,375		33,271,375

1		25,750,000		25,750,000
		5,748,403		5,748,403
1		4,845,200		4,845,200
		2,234,000		2,234,000
		1,800,000		1,800,000
		1,652,857		1,652,857
		1,610,000		1,610,000
		1,416,285		1,416,285
		1,250,840		1,250,840
10 10	10	1 25,750,000 1 4,845,200	3,750,000 22,000,000 4,845,200 ; 1,800,000	
10	4			

10

10

10

10





---

9			20,287	2,028,700.00	0.35%
10	-		16,561	1,656,100.00	0.28%


			133,085,500	0	0	133,085,500	0	0	0
			38,342,689	0	9,584,100	28,758,589	0	0	0
			22,993,610	0	0	22,993,610	0	0	0
			0	0	0	200,000	0	200,000	200,000
			0	0	0	0	0	0	0
			0	0	0	0	0	0	0
			0	0	0	0	0	0	0
			394,100	0	394,100	0	0	0	0
			14,250	0	0	64,250	14,250	50,000	64,250
			0	0	0	0	0	0	0
			0	0	0	0	0	0	0
			0	0	0	0	0	0	0
	--	--	194,830,149	0	9,978,200	185,101,949	14,250	250,000	264,250

			2020	05
				26

---

			2020 05 26	
			2020 01 21	



**1**

	2020 6 30	2019 12 31
	324,853,543.73	287,997,710.21
	18,670,411.75	17,497,281.57

	5,714,814.01	7,020,236.63
	756,615,010.59	701,130,622.55
	26,418,879.41	29,697,368.19
	2,399,215,069.30	2,469,715,547.58
	377,284,943.41	221,911,295.59
	260,374,763.86	263,076,221.37
	91,613,807.56	95,588,633.19
	8,487,192.28	4,570,275.71
	36,102,475.28	56,160,187.11
	3,199,497,131.10	3,140,719,528.74
	3,956,112,141.69	3,841,850,151.29
	648,354,917.33	546,703,407.40
	194,575,038.01	193,566,654.00

		13,325,802.06
	9,142,797.41	
	45,986,555.11	58,990,342.55
	3,361,304.59	4,028,899.67
	232,450,422.45	244,536,519.61
	1,514,513.60	2,007,373.99
	182,808,785.20	225,589,495.26
	1,316,679,820.10	1,286,741,120.55
	680,622,689.75	681,861,322.57
	47,332,514.70	80,585,406.84
	63,331,254.41	52,806,445.44
	791,286,458.86	815,253,174.85
	2,107,966,278.96	2,101,994,295.40
	441,829,925.00	429,239,925.00

4,977,143.98
4,842,378.54
5,053,423.99
5,363,126.91
0,475,998.42
-620,142.53
9,855,855.89
1,850,151.29

---

	1,838,095.97	3,987,939.72
	1,303,472,729.20	1,261,196,857.94

---

	450,169.45	642,100.27

3

	2020	2019
	995,800,104.43	883,184,136.06
	995,800,104.43	883,184,136.06
	863,581,421.51	790,758,191.82
	760,542,420.43	691,974,802.58
	6,759,184.39	7,169,948.60
	10,487,328.51	9,487,397.79
	52,743,543.01	41,593,153.06
	6,133,180.39	5,615,870.06
	26,915,764.78	34,917,019.74
	32,027,777.69	37,788,327.68
	2,649,198.89	3,372,314.65
	7,377,278.46	4,220,574.64
		554,520.54
	-	

-	2,356,200.85	
-	503,713.06	759,527.79
-	15,567.22	-4,306.36
	142,471,442.51	97,956,260.85
	633,038.70	14,761,334.78
	8,467,622.91	769,605.38
	134,636,858.30	111,947,990.25
	-3,864,640.46	-317,159.36
	138,501,498.76	112,265,149.61
1.		
2.		
1.	155,466,147.74	115,582,412.83
2.	-16,964,648.98	-3,317,263.22
	675,454.45	3,340,216.70
	405,272.67	2,004,130.02
1.		
2.		
3.		
4.		
5.		
	405,272.67	2,004,130.02

1.		
2.		
3.		
4.		
5.		
6.	405,272.67	2,004,130.02
7.		
	270,181.78	1,336,086.68
	139,176,953.21	115,605,366.31
	155,871,420.41	117,586,542.85

---

	431,486.53	183,512.50
		554,520.54

5.		
1.		
2.		
3.		
4.		
5.		
6.		
7.		
	7,292,435.41	10,458,270.91

## 5

	2020	2019
	996,787,210.98	897,040,952.82

	28,922,534.30	33,402,716.62
	1,025,709,745.28	930,443,669.44
	501,392,763.78	417,386,145.58
	206,956,038.14	177,887,456.09
	7,726,733.13	15,330,025.54
	38,751,710.61	32,731,965.95
	754,827,245.66	643,335,593.16
	270,882,499.62	287,108,076.28
		80,000,000.00
		554,520.54
	17,973.45	7,818,152.37
	17,973.45	88,372,672.91
	224,155,242.73	96,328,246.09
		20,000,000.00
	743,494.60	
	224,898,737.33	116,328,246.09
	-224,880,763.88	-27,955,573.18

	69,167,800.00	
	16,038,000.00	
	720,586,903.77	270,000,000.00
	20,000,000.00	163,343,700.00
	809,754,703.77	433,343,700.00
	642,068,984.00	567,003,984.00
	82,944,113.74	60,020,025.26
	83,566,117.42	194,564,820.22
	808,579,215.16	821,588,829.48
	1,175,488.61	-388,245,129.48
	-231,291.39	260,729.33
	46,945,932.96	-128,831,897.05
	267,707,610.77	350,176,612.10
	314,653,543.73	221,344,715.05

6

	2020	2019
	988,439,688.16	

	61,930,877.08	27,036,321.79
		80,000,000.00
		554,520.54
	10,973.45	181,724.92
	10,973.45	80,736,245.46
	1,688,768.79	5,478,806.98
	23,338,106.17	20,000,000.00

	2020														
	429,2				414,97				65,053		826,36		1,740,		1,739,
	39,92				7,143.			4,842,		,423.9		3,126.	475,99	-620,1	855
	5.00				98			378.54		9		91	8.42	42.53	5

					747.43								747.43		747.43		
4																	
													-51,50 8,753. 56		-51,50 8,753. 56		-51,50 8,753. 56
1																	
2																	
3													-51,50 8,753. 56		-51,50 8,753. 56		-51,50 8,753. 56
4																	
1																	

	2019													
	433,299,750.00				435,989,311.83	25,051,810.56	1,393,941.23		63,075,646.14		660,263,333.13	1,568,970,171.77	970,886.51	1,569,941,058.28
	433,299,750.00				435,989,311.83	25,051,810.56	1,393,941.23		63,075,646.14		660,263,333.13	1,568,970,171.77	970,886.51	1,569,941,058.28
	-4,059,825.00				-20,985,985.56	-25,051,810.56	2,004,130.02				64,073,621.83	66,083,751.85	-1,981,176.54	64,102,575.31
							2,004,130.02				115,582,412.83	117,586,542.85	-1,981,176.54	115,605,366.31
	-4,059,825.00				-20,985,985.56	-25,051,810.56						6,000.00		6,000.00
1														
2														
3					6,000.00							6,000.00		6,000.00
4	-4,059,825.00				-20,991,971.56	-25,051,810.56								

	9,825				1,985.	1,810.								
	.00				56	56								
											-51,50		-51,50	
											8,791.		8,791.	-51,508
											00		00	,791.00
2														
3											-51,50		-51,50	
											8,791.		8,791.	-51,508
											00		00	,791.00

8

	2020											
	429,23				406,365,				65,053,4	423,77		1,324,434,
	9,925.0				689.25				23.99	5,067.6		105.87
	0									3		

---

											,753.56		3.56
3													
1													
2													
3													
4													

	433,29 9,750. 00				427,357 ,674.81	25,051,8 10.56			63,075, 646.14	457,664,5 15.18		1,356,345,7 75.57
	-4,059, 825.00				-20,985, 985.56	-25,051, 810.56				-41,050,5 20.09		-41,044,520 .09
										10,458,27 0.91		10,458,270. 91
	-4,059, 825.00				-20,985, 985.56	-25,051, 810.56						6,000.00
1												
2												
3					6,000.0 0							6,000.00
4	-4,059, 825.00				-20,991, 985.56	-25,051, 810.56						
										-51,508,7 91.00		-51,508,791 .00
1												
2										-51,508,7 91.00		-51,508,791 .00
3												
1												
2												
3												

4													
5													
6													

7()) TJ ET f\* 1.20 r/P <</MCID 136>> BDC q8.22 627.1 1.2 19.56136 ref\* 175.22 627.1 1.08 19.56 re f\* EM

**2**

2020 6 30

560,064,809.51

**1**

2020 6 30

2020 1-6

**2**

1 1 12 31

**3**

1 1 12 31

**4**

**5**

6

7

8

9

10

1

2

a

b

12

8

3

2

11

12

13

14

15

16

17

18

19

20

21

22



24

1

2

		15-20	5%	4.75%-6.33%
		10	5%	9.50%
		5	5%	19.00%

2-10

1

2

3

27

4

28

29

30

1

	50
	5-10
	5

2

4

31

32

	5-20
	20
	10
	5

33

34

1

2

3

4

35

36

1

2

3

37



41

/

1

2

1

2

42

1

2

43

2020 1 1		
2021 1 1		

2

3 2020

	2019 12 31	2020 01 01	
	287,997,710.21	287,997,710.21	
	17,497,281.57	17,497,281.57	
	28,903,432.39	28,903,432.39	
	28,439,234.33	28,439,234.33	
	331,272,727.42	331,272,727.42	

---

	7,020,236.63	7,020,236.63	
	701,130,622.55	701,130,622.54	

		13,325,802.06	13,325,802.06
	58,990,342.55	58,990,342.55	
	4,028,899.67	4,028,899.67	
	244,536,519.61	244,536,519.61	
	2,007,373.99	2,007,373.99	
	225,589,495.26	225,589,495.26	
		0.00	
	1,286,741,120.55	1,286,741,120.55	
	681,861,322.57	681,861,322.57	
	80,585,406.84	80,585,406.84	
	52,806,445.44	52,806,445.44	
	815,253,174.85	815,253,174.85	
	2,101,994,295.40	2,101,994,295.40	
	429,239,925.00	429,239,925.00	

	414,977,143.98	414,977,143.98	
	4,842,378.54	4,842,378.54	
	65,053,423.99	65,053,423.99	
	826,363,126.91	826,363,126.91	
	1,740,475,998.42	1,740,475,998.42	
	-620,142.53	-620,142.53	
	1,739,855,855.89	1,739,855,855.89	
	3,841,850,151.29	3,841,850,151.29	

2017 7 5

14

2017 22

2018 1

1

2020 1 1

2021 1 1

2020

01 01

2019 12 31

2020 01 01

	14,812,380.15	14,812,380.15	
	3,987,939.72	3,987,939.72	
	1,261,196,857.94	1,261,196,857.94	
	932,791,122.78	932,791,122.78	

	240,978,536.83	240,978,536.83	
	12,966,475.59		-12,966,475.59
		12,966,475.59	12,966,475.59
	16,216,523.98	16,216,523.98	
	334,253.73	334,253.73	
	168,980,039.31	168,980,039.31	
	642,100.27	642,100.27	
	967,475,829.44	967,475,829.44	
	45,426,847.06	45,426,847.06	
	45,426,847.06	45,426,847.06	
	1,012,902,676.50	1,012,902,676.50	
	429,239,925.00	429,239,925.00	
	406,365,689.25	406,365,689.25	

	65,053,423.99	65,053,423.99	
	423,775,067.63	423,775,067.63	
	1,324,434,105.87	1,324,434,105.87	
	2,337,336,782.37	2,337,336,782.37	

2017 7 5

14

2017 22

2018 1

1

2020 1 1

2021 1 1

2020

01 01

**4 2020**

45

1

		[2011]137				
		3%	2019			
	4 1		13%		0%	3% 6% 7% 13%
		6%				
		7%				

	1% 5% 7%	1% 5% 7%
	25%	
2011 58		0% 15% 25%
	15%	
Soron Trading Co.,Ltd.		
	20%	20%
	8	
	5	
	3%	3%
	2%	2%

--	--

2

1

[2011]137

2017 10  
3%

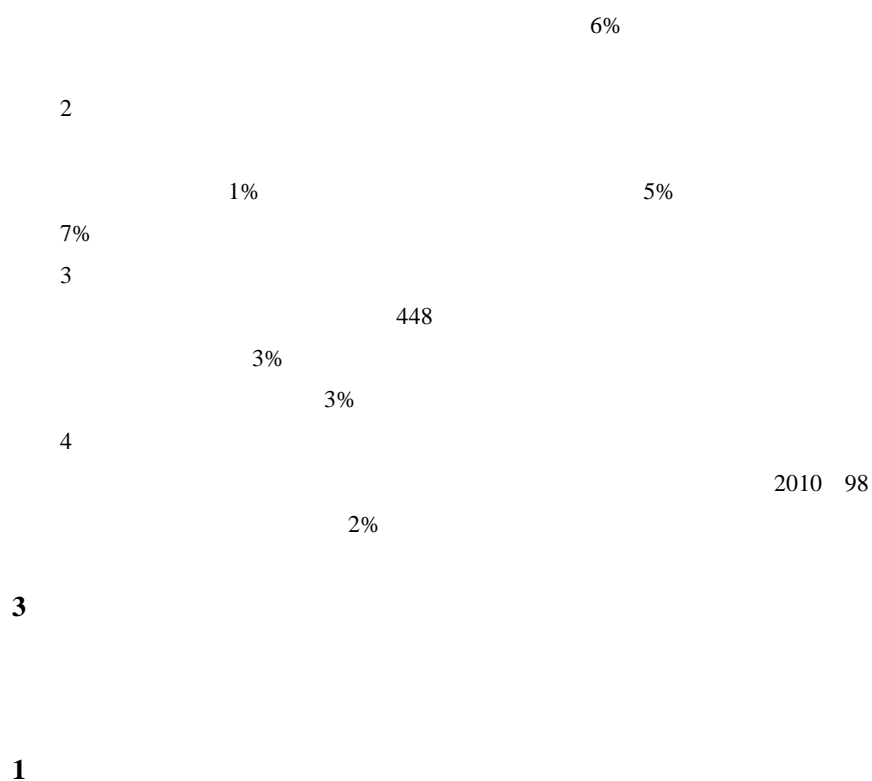
2017 11

3%

2017 10

2017 11

13%



	23,823.82	52,839.87
	314,628,052.29	267,654,770.90
	10,201,667.62	20,290,099.44
	324,853,543.73	287,997,710.21
	13,170,813.72	31,854,407.07
	10,201,667.62	20,290,099.44

2


3

--	--	--

4

1

--	--	--




2


3

--	--

4

--	--	--

5

--	--

6

--	--

--	--	--	--	--	--

5

1

	0.00	0.00%	0.00	0.00%	0.00	2,973,054.14	14.53%	2,344,031.19	78.84%	629,022.95

---

0.00	0.00%	0.00	0.00%	0.00	2,973,054	2,344,031
					.14	.19
						14.53%

1	1	18,492,863.24
1-180		15,710,899.48
180	-1	2,781,963.76
1	2	354,194.24
2	3	595.00
3		447,740.98
5		447,740.98
		19,295,393.46

## 2

	2,969,012.90		2,344,031.19		624,981.71
	2,969,012.90		2,344,031.19		624,981.71

	2,344,031.19	
	2,344,031.19	--

## 3

--	--

--	--	--	--	--	--

2019

235,552.00

## 4

	2,892,897.27	14.99%	
	1,592,099.19	8.25%	
	1,409,741.50	7.31%	15,547.68
	889,722.85	4.61%	
	879,364.34	4.56%	6,346.53
	7,663,825.15	39.72%	

4

5

6

6

--	--	--

7

1

PAa#h0 SMM

--	--	--

1

		%
	5,318,682.90	25.03%
	1,665,102.72	7.84%
	1,457,420.87	6.86%
	1,103,154.00	5.19%
	1,009,376.15	4.75%
	10,553,736.64	49.95%

49.95% 300 1 120.98 653.

2

1)

( )		
-----	--	--

2)

1

( )				
-----	--	--	--	--

3)

3

1)

	21,833,254.81	21,534,334.71
	8,576,620.20	7,091,802.09
	1,914,951.18	1,255,703.27
	837,413.95	573,623.73
	1,383,654.66	704,522.73
	34,545,894.80	31,159,986.53

2)

	12	( )	( )	
2020 1 1	68,990.31	811,458.93	1,840,302.96	2,720,752.20
2020 1 1				

	12,169.66			12,169.66
2020 6 30	56,820.65	811,458.93	1,840,302.96	2,708,582.54

1 1				9,968,996.98
6				6,207,141.36
6 1				3,761,855.62
1 2				21,117,861.65
2 3				3,459,036.17
				34,545,894.80

3)


5)

		17,783,480.00	1 2	55.86%	
		3,200,000.00	1 2	10.05%	
		1,810,022.55	6 1	5.69%	
		1,415,501.60	2	4.45%	1,415,501.60
		1,270,055.44	6	3.99%	
	--	25,479,059.59	--	80.03%	1,415,501.60

6)

--	--	--	--	--	--

	79,207,821.37		79,207,821.37	80,792,217.71	515,591.97	80,276,625.74
	260,146,880.85		260,146,880.85	241,776,922.31	2,178,964.07	239,597,958.24
	14,937,309.00		14,937,309.00	11,633,095.27	234,951.83	11,398,143.44
	354,292,011.22		354,292,011.22	334,202,235.29	2,929,507.87	331,272,727.42

4

2

	515,591.97			515,591.97	
	2,178,964.07			2,178,964.07	
	234,951.83			234,951.83	
	2,929,507.87			2,929,507.87	

3

4

10


--	--	--

			/	
--	--	--	---	--

11

--	--	--	--	--	--	--	--

12

--	--	--	--	--	--	--	--

/


13

	609,298.56	708,232.20
	255,555.58	922,222.24
	842,742.39	1,458,678.71
	1,787,919.51	2,426,156.68
	2,219,297.97	1,504,946.80
	5,714,814.01	7,020,236.63

14



	12			

		( )	( )	
2020	1 1			

## 15

--	--	--	--	--	--	--	--	--


	12	( )	( )	
2020	1 1			

## 16

## 1

	26,418,879.41		26,418,879.41	28,518,864.61		28,518,864.61	
				1,178,503.58		1,178,503.58	
	26,418,879.41		26,418,879.41	29,697,368.19		29,697,368.19	--

	12	( )	( )	
2020 1 1				

2

3

2020 6 30 618,879.41 2019 12 31 2,718,864.61  
 2020 6 30

17

f.B3a

( )						( )	

19

--	--	--

20

1

2

3

--	--	--

21

	2,399,082,202.27	2,469,715,547.58
	132,867.03	
	2,399,215,069.30	2,469,715,547.58

1

1.	1,562,336,926.15	1,406,684,385.01	37,558,829.01	416,709,575.46		

3						
3.		-1,221,988.01	-710,080.00	-2,556,469.63	-429,422.95	-4,917,960.59
1		-1,221,988.01	-710,080.00	-2,556,469.63	-429,422.95	-4,917,960.59
4.	1,577,422,863.30	1,437,108,131.22	38,884,248.86	429,598,679.92	53,115,576.87	3,536,129,500.17
1.	302,868,409.53	412,650,262.61	24,281,515.46	225,049,018.91	39,250,558.51	1,004,099,765.02
2.	40,609,196.08	69,694,615.08	2,304,930.48	21,470,327.62	3,481,311.61	137,560,380.88
1	40,609,196.08	69,694,615.08	2,304,930.48	21,470,327.62	3,481,311.61	137,560,380.88
3.		-1,167,081.99	-639,925.65	-2,440,586.56	-386,716.33	-4,634,310.53
1						

2.	1,259,468,516.62	994,034,122.40	13,255,851.02	191,660,556.55	11,296,500.99	2,469,715,547.58
----	------------------	----------------	---------------	----------------	---------------	------------------

2

	19,869,715.48	2,942,622.28		16,927,093.20	
	12,958,998.44	4,288,627.84		8,670,370.60	
	1,496,023.18	1,421,222.03		74,801.15	
	34,324,737.10	8,652,472.15		25,672,264.95	

3

	132,867.03	
	132,867.03	

22

	377,284,943.41	221,911,295.59
	377,284,943.41	221,911,295.59

1

75	4,795,638.84		4,795,638.84	10,843,775.00		10,843,775.00
138.6	6,098,260.77		6,098,260.77	425,100.00		425,100.00
170 ( )	2,493,775.78		2,493,775.78	0.00		0.00
	94,787.13		94,787.13	94,787.13		94,787.13
	169,139,009.32		169,139,009.32	141,539,803.21		141,539,803.21
	189,718,852.17		189,718,852.17	57,454,297.52		57,454,297.52
	4,944,619.40		4,944,619.40	11,553,532.73		11,553,532.73
	377,284,943.41		377,284,943.41	221,911,295.59		221,911,295.59

2

75	279,040, 000.00	10,843,7 75.00	14,567,0 02.04	-20,615, 138.20		4,795,63 8.84	103.55%		15,622,0 32.71			
138.6	312,910, 000.00	425,100. 00	7,426,64 5.24	-1,753,4 84.47		6,098,26 0.77	93.27%		1,832,89 5.32			
170  ( )	419,360, 000.00	0.00	16,233.2 74.23	-13,739, 498.45		2,493,77 5.78	82.75%		5,062,80 7.09			

155,380, 94,787.1 1,126,89  
000.00 3

3

--	--	--

2020 6 30 2019

4


23

1

2

24

25

--	--	--

26

1

1.	293,456,014.32			3,196,995.46	2,237,515.62	298,890,525.40
2.	-583,243.08			631,962.98		48,719.90
1				632,276.10		632,276.10
2						
3						
4	-583,243.08			-313.12		-583,556.20
3.						
1						
4.	292,872,771.24			3,828,958.44	2,237,515.62	298,939,245.30
1.	32,334,618.92			1,680,917.90	1,798,767.21	35,814,304.03
2.	2,530,624.96			185,189.76	34,362.69	2,750,177.41
1	2,530,624.96			185,329.23	34,362.69	2,750,316.88
2				-		

	258,007,527.36			1,962,850.78	404,385.72	260,374,763.86
	261,121,395.40			1,516,077.56	438,748.41	263,076,221.37

--	--	--


2



29


	94,955,659.23	197,759.61	4,214,552.92		90,938,865.92
	632,973.96	90,075.00	48,107.32		674,941.64
	95,588,633.19	287,834.61	4,262,660.24		91,613,807.56

30

/

1

	28,775,910.84	7,193,977.71	13,411,334.34	3,352,833.58
	2,000,698.06	475,492.44	1,112,092.74	265,280.65
	206,121.79	48,987.58	2,695,291.85	642,939.89
	2,336,244.36	584,061.09		
	777,038.29	184,673.46	1,296,299.12	309,221.59
	34,096,013.34	8,487,192.28	18,515,018.05	4,570,275.71



---


---

	35,459,312.8	35,459,312.8	51,716,628.7	51,716,628.7	
	6	6	9	9	

34

--	--	--

35

--	--	--

36

1

	194,575,038.01	193,566,654.00
	194,575,038.01	193,566,654.00

2

1

--	--	--

37

1

--	--	--

2

1

--	--	--

38

	9,142,797.41	13,325,802.06
	9,142,797.41	13,325,802.06

--	--	--

39

1

	58,631,647.14	190,184,713.06	202,967,499.55	45,848,860.65
-	358,695.41	2,194,088.03	2,415,088.98	137,694.46
	58,990,342.55	192,378,801.09		

**3**

1	347,825.84	2,116,101.53	2,330,405.50	133,521.87
2	10,869.57	77,986.50	84,683.48	4,172.59
	358,695.41	2,194,088.03	2,415,088.98	137,694.46

**40**

	80,709.66	76,840.19
	25,680.49	324,928.24
	245,190.39	180,088.88
	4,444.48	2,984.30
	2,421.31	2,212.00
	1,614.27	1,474.66

**1**

	991,006.51	1,308,917.05
	523,507.09	698,456.94
	1,514,513.60	2,007,373.99

	3,230,029.00	
	3,013,049.00	
	2,635,999.25	
	2,324,000.00	
	23,671,673.25	--

42

--	--	--

43

	17,730,719.63	39,711,496.71
	111,878,065.57	132,677,998.55
	53,200,000.00	53,200,000.00
	182,808,785.20	225,589,495.26

2020 6 30

4.5%-6.125% 2019 12 31 4.50%-6.125%

44

		0.00

--	--	--	--	--	--	--	--	--	--	--	--

45

1

	342,300,000.00	325,500,000.00
	338,322,689.75	356,361,322.57
	680,622,689.75	681,861,322.57

2020 6 30

4.5%-6.125% 2019 12 31 4.50%-6.125%

46

1

--	--	--

2

	--	--	--								

3

4


47

--	--	--

48

	47,127,099.89	80,379,012.03
	205,414.81	206,394.81
	47,332,514.70	80,585,406.84

1

		34,439,434.16
	47,127,099.89	45,939,577.87
	47,127,099.89	80,379,012.03

2019 7 24

4,500      2019 8  
 10,000      14,500      68.97%  
 31.03%  
 5

2

2018	206,394.81		980.00	205,414.81	
	206,394.81		980.00	205,414.81	--

49

1

--	--	--

2

--	--	--

--	--	--

--	--	--

50

--	--	--	--

51

	52,806,445.44	15,200,000.00	4,675,191.03	63,331,254.41	
	52,806,445.44	15,200,000.00	4,675,191.03	63,331,254.41	--







		1,977,777.85
	51,508,753.56	51,508,791.00
	930,320,521.09	826,363,126.91

- 1)
- 2)
- 3)
- 4)
- 5)

## 61

	986,226,380.09	759,444,149.92	875,062,812.40	691,197,732.05
	9,573,724.34	1,098,270.51	8,121,323.66	777,070.53
	995,800,104.43	760,542,420.43	883,184,136.06	691,974,802.58

	1	2		

0.00      0      0.00      0      0.00      0.00      0

## 62

	20,338.25	16,280.54
	11,326.12	9,806.76
	5,081,796.30	4,757,127.59
	441,065.49	1,427,801.69
	7,890.00	6,955.60
	1,060,002.61	868,675.10
	7,550.75	5,833.42
	38,541.63	44,765.80
	90,673.24	32,702.10
	6,759,184.39	7,169,948.60

## 63

	5,894,476.78	5,675,832.53
	908,775.12	897,166.93
	414,760.04	516,798.35
	60,625.67	27,272.12
	2,026,338.13	1,632,598.71
	1,182,352.77	737,729.15
	10,487,328.51	9,487,397.79

## 64

	30,290,781.77	25,873,033.75
	4,751,747.43	
	4,715,573.86	2,432,663.19
	3,741,881.22	692,105.82

---

	580,415.10	967,092.32
	3,042,846.49	2,461,028.07
	1,216,318.53	671,435.78
	613,449.45	982,427.45
	1,959,532.57	1,587,938.08
	1,830,996.59	5,925,428.60
	52,743,543.01	41,593,153.06

**65**

	105,425.46	105,425.46
	1,903,220.52	2,332,411.38
	291,861.06	291,861.06
	591,614.64	152,605.02
	597,508.50	551,870.82
90	240,000.00	
	134,041.86	134,041.86
	139,999.98	139,999.98
	499,999.99	
		10,650.41
	35,648.42	21,321.47
	453,514.20	
	18,351.68	19,359.30
	380,221.55	
	50,000.00	

70

--	--	--

71

	2,356,200.85	
	2,356,200.85	

72

	503,713.06	759,527.79
	503,713.06	759,527.79

73

	15,567.22	-4,306.36

74

	176,724.00	14,125,288.60	176,724.00

								/
						100,000.00		
						5,000.00		
						71,724.00		
							14,110,638.70	
							10,764.90	
							3,885.00	

4

75

	1,329,739.74	100,000.00	1,329,739.74
	395,649.78	147,018.70	395,649.78
	6,742,233.39	522,586.68	6,742,233.39
	8,467,622.91	769,605.38	8,467,622.91

76

1

	-1,183,862.25	147,431.22
	-2,680,778.21	-464,590.58
	-3,864,640.46	-317,159.36

2

	134,636,858.30
/	33,659,214.57
	-921,288.68
	6,461.84

	16,138,157.08	11,471,486.54
	28,922,534.30	33,402,716.62

2

	3,257,942.96	2,859,390.33
	16,346,989.40	14,487,615.92
	19,146,778.25	15,384,959.70
	38,751,710.61	32,731,965.95

3

--	--	--

4

	743,494.60	
	743,494.60	

5

	20,000,000.00	163,343,700.00
	20,000,000.00	163,343,700.00

6

	58,542,492.26	66,169,309.66
		25,051,810.56
	20,000,000.00	103,343,700.00
	5,023,625.16	
	83,566,117.42	194,564,820.22

79

1

1	--	--
	138,501,498.76	112,265,149.61
	503,713.06	-759,527.79
	137,560,380.88	152,197,852.46
	2,750,316.88	2,689,302.66
	4,262,660.24	4,548,351.67
	15,567.22	4,306.36
	395,649.78	147,018.70
	32,027,777.69	37,788,327.68
		-554,520.54
	-3,916,916.57	-464,590.58
	-20,089,775.93	-5,924,458.10
	3,633,455.14	-548,451.24
	-40,513,070.22	13,412,651.13
	15,751,242.69	-27,693,335.74
	270,882,499.62	287,108,076.28
2	--	--

---

3	--	--
	314,653,543.73	201,344,715.05
	267,707,610.77	280,176,612.10
		20,000,000.00

## 81

	10,201,667.62	
	701,597,063.89	
	178,722,905.78	
	179,820,891.10	
	1,070,342,528.39	--

2020 6 30		10,201,667.62		10,200,000.00
2020 6 30		176,223,801.79		525,373,262.10
179,820,891.10		178,722,905.78		62,334,800.00
	129,608,785.20	338,322,689.75		47,127,099.89
2020 6 30		45,000,000.00	(2019 12 31	45,000,000.00
)	31%			

## 82

## 1

	--	--	
	--	--	
	158,338.00	0.229	36,300.24
	--	--	

	345,706.40	0.229	79,255.92
	-60,267,479.11	0.229	-13,816,795.23

2

Sala Daeng District, Bang Nam Prieo Amphoe,

Chachoengsao Province 97,516.00

83

84

1

--	--	--	--

2

85

1

1

--	--	--	--	--	--	--	--	--

2

--	--

3


4

5

6

2

1

--	--	--	--	--	--	--	--	--

2

---

--	--

3


3

4

5

---

50%

1632

2020 6 5

6


				100.00%		
				100.00%		
				100.00%		
				100.00%		
				100.00%		
				100.00%		

2

	40.00%	-1,307,117.58		46,029,065.42
	48.00%	-15,657,531.40		-53,972,049.48

3

	24,664,668.49	251,628,885.90	276,293,554.38	14,668,159.82	137,554,735.32	152,222,895.14	32,607,647.64	139,319,289.40	171,926,937.05	13,227,040.71	64,463,957.36	77,690,998.07
	122,485,411.00	337,666,079.42	460,151,490.42	568,023,173.55	4,366,278.60	572,389,452.15	106,091,449.07	355,460,688.47	461,552,137.54	536,733,729.80	4,640,320.44	541,374,050.24

	147,926.29	-3,267,793.94	-3,267,793.94	-5,965,094.30			-1,200,724.47	-1,200,724.47 1,411,510.04

4

5

2

1

2

--	--

3

1


20%

20%

2

	/	/

3

	/	/

4

	/	/
	--	--
	--	--
	--	--
	--	--

5

6

--	--	--	--

7

8

4

				/

5

6

---

2020 6 30	2019 12 31		2020 6 30	14.99%
2019 12 31	14.53%		39.72%	2019 12 31 52.12%
		55.86%	2019 12 31 57.07%	
	80.03%	2019 12 31 81.53%		



---

	53,093,009.81	191,443,509.80			244,536,519.61
	46,157,307.04	237,775,967.10			283,933,274.14
			714,653,564.91	42,202,097.19	756,855,662.10

1

	--	--	--	--
	--	--	--	--

2

3

4

5

6

7

8

9

1

				30.12%	30.12%

2

3

--	--

4

	2014.9    2018.12
	/    2018.12.28    2020.5.26/    6.51%

5

1

/

--	--	--	--	--	--

/

--	--	--	--

2

/

/

/

/	/	/	/	/	/	/
---	---	---	---	---	---	---

/

/

/	/	/	/	/	/	
---	---	---	---	---	---	--

						/
--	--	--	--	--	--	---

/

3

--	--	--	--

--	--	--	--

4

--	--	--	--	--

--	--	--	--	--

5

				2019 6 18
	20,000,000.00	2019 06 19	2020 06 18	5,500
				2020 6 18


6

--	--	--	--

7

	6,162,749.91	2,165,313.36

8

6

1


2

--	--	--	--

7

8

4

5

1

2

1

2

3

1



2

3

4

1 2020 7 7

1,400

117.6486

132.9362

10%

2 2020 7 14

(

1,000

400

40%

600

60%

1

1



2



2

3

1

2

---

3

4

7

8

1

1


	17,263,631.42	294,264.08	1.70%
	17,263,631.42	294,264.08	--


1	1	16,754,775.16
1-180		14,484,547.80
181	-1	2,270,227.36
1	2	355,205.56
3		153,650.70
4	5	153,650.70
		17,263,631.42

2

	2,638,295.27		2,344,031.19			294,264.08
	2,638,295.27		2,344,031.19			294,264.08

fdan-ITD

INETE Agl bap 165 "Bijelan" hifi

	2,344,031.19	--
--	--------------	----

3

--	--

--	--	--	--	--	--

4

	2,892,897.27	16.76%	
	1,592,099.19	9.22%	
	1,572,650.32	9.11%	
	1,409,741.50	8.17%	15,547.68
	1,401,912.43	8.12%	2,634.01
	8,869,300.71	51.38%	

5

6

2

	947,373,103.28	971,105,010.04
	947,373,103.28	971,105,010.04

**1**

1)

--	--	--

2)

--	--	--	--	--

3)

**2**

1)

( )		
-----	--	--

2)

**1**

( )				
-----	--	--	--	--

3)

**3**

1)

	926,804,720.30	951,583,548.17

---

	1,733,750.00	1,607,750.00
	18,859,851.50	17,938,930.39

4)

--	--

--	--	--	--	--	--

	954,763,625.85		954,763,625.85	932,791,122.78		932,791,122.78
--	----------------	--	----------------	----------------	--	----------------

## 1

	( )					( )	
	59,605,255.91					59,605,255.91	
	89,369,490.00	235,888.97				89,605,378.97	
	49,653,443.00	86,807.15				49,740,250.15	
	51,702,449.00	347,228.57				52,049,677.57	
	320,961,310.00	471,777.95				321,433,087.95	
	71,128,764.00	298,918.50				71,427,682.50	
	30,040,860.00	204,940.34				30,245,800.34	
	2,000,000.00					2,000,000.00	
	101,150.73	203,808.06				304,958.79	
	101,079,147.99	445,358.37				101,524,506.36	
	57,395,754.01	19,557,000.00				76,952,754.01	
	99,753,498.14	120,775.16				99,874,273.30	
	932,791,122.78	21,972,503.07				954,763,625.85	

## 2

	( )									( )	

3

4

	993,377,472.09	940,135,694.85	887,992,420.82	863,288,147.90
	1,924,807.94	1,091,350.58	1,988,306.90	777,070.53
	995,302,280.03	941,227,045.43	889,980,727.72	864,065,218.43

	1	2		

0.00      0      0.00      0      0.00      0.00      0

5

		554,520.54
		554,520.54

6

1

	-355,409.53	
	7,554,002.46	
	-7,640,331.46	
	21,887.82	
	115,167.21	
	-578,793.56	--

1

1

2

		/	/
	8.48%	0.36	0.36
	8.51%	0.36	0.36

3

1

2

3

4

2020